

Scaled data based on original data using
LM-79-08 Approved Method: Electrical and Photometric Measurements of Solid-
State Lighting Products

Test Report Prepared for
Cooper Lighting Solutions
(formerly Eaton)

Brand: INVUE

Report Number: P672569

Luminaire Tested: **CCP-SA-1F-760-U-5MQ**

Issue Date: 04/16/2023



Test Information

Test Method: LM-79-08
Report Number: P672569
Test Lab: INNOVATION CENTER(G2)
Issue Date: 04/16/2023
Manufacturer: COOPER LIGHTING SOLUTIONS (FORMERLY EATON)
Product Line: INVUE
Catalog Number: CCP-SA-1F-760-U-5MQ
Description: INVUE CLEAR CURVE POLE MOUNT LIGHT SQUARE LUMINAIRE @1200mA w/ 5MQ distribution lens
Light Source: (16) 5700K CCT, 70 CRI LEDS
Ballast/Driver: ELECTRONIC DRIVER

Summary

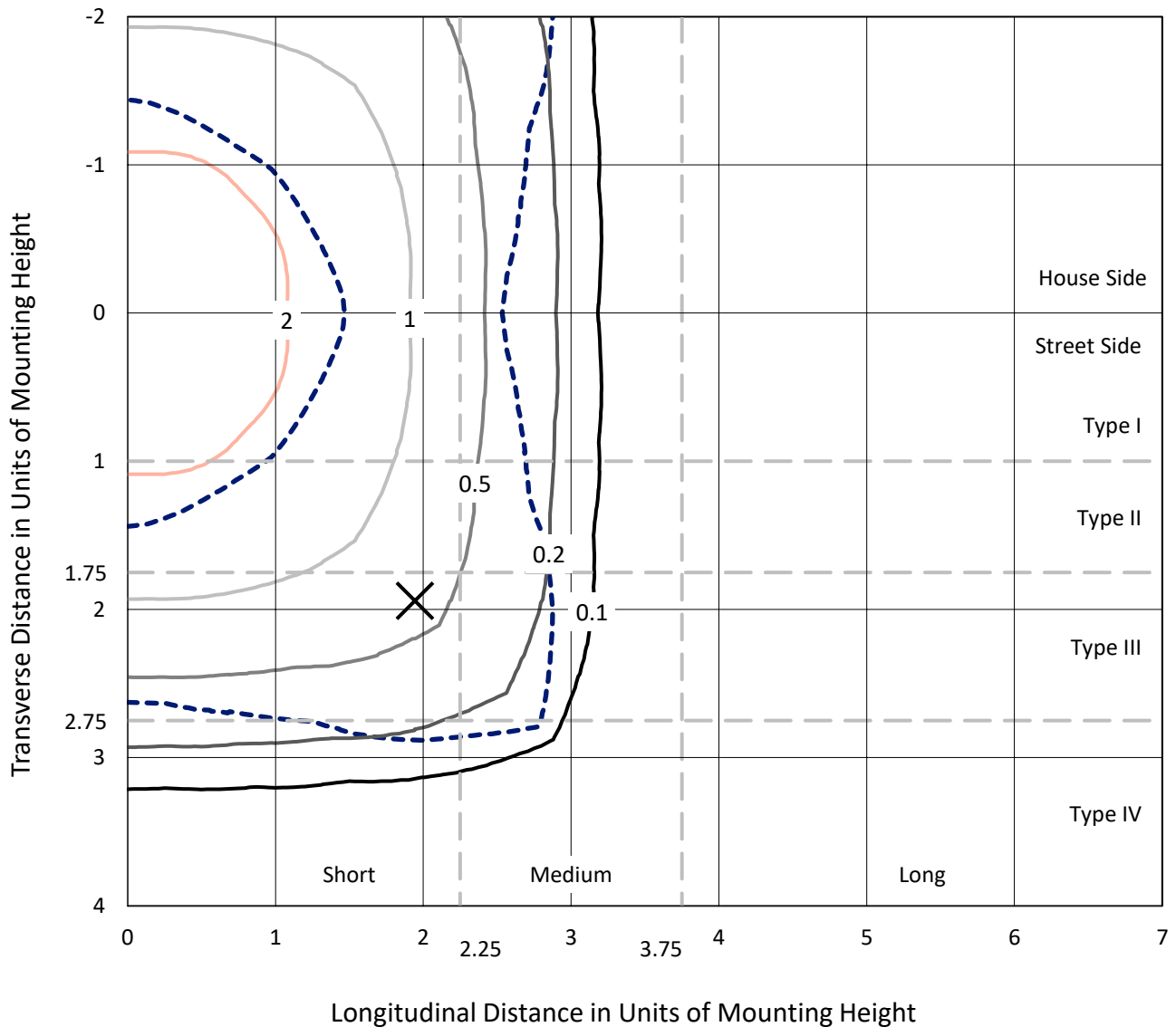
Lumens per Lamp: N/A
Luminaire Lumens: 7916.7 lumens
Efficiency: N/A
Efficacy: 118.2 lumens/watt
Luminous Opening: Rectangular (W 1' x L: 0.5' x H: 0')
IES Classification: Type V - Short
BUG Rating: B3 - U0 - G2

Input Watts (W): 67
Input Voltage (V): 120
Input Current (Ain): NR
Voltage Rise (V): NR
Power Factor: NR
Total Harmonic Distortion (THDi): NR
Frequency (hertz): 60
Stabilization Time: NR
Operation Time: NR
Ambient Temperature (°C): NR
Test Distance: 25 FT

REPORT NUMBER: P672569
 CATALOG NUMBER: CCP-SA-1F-760-U-5MQ

Iso-Footcandle Lines of Horizontal Illumination

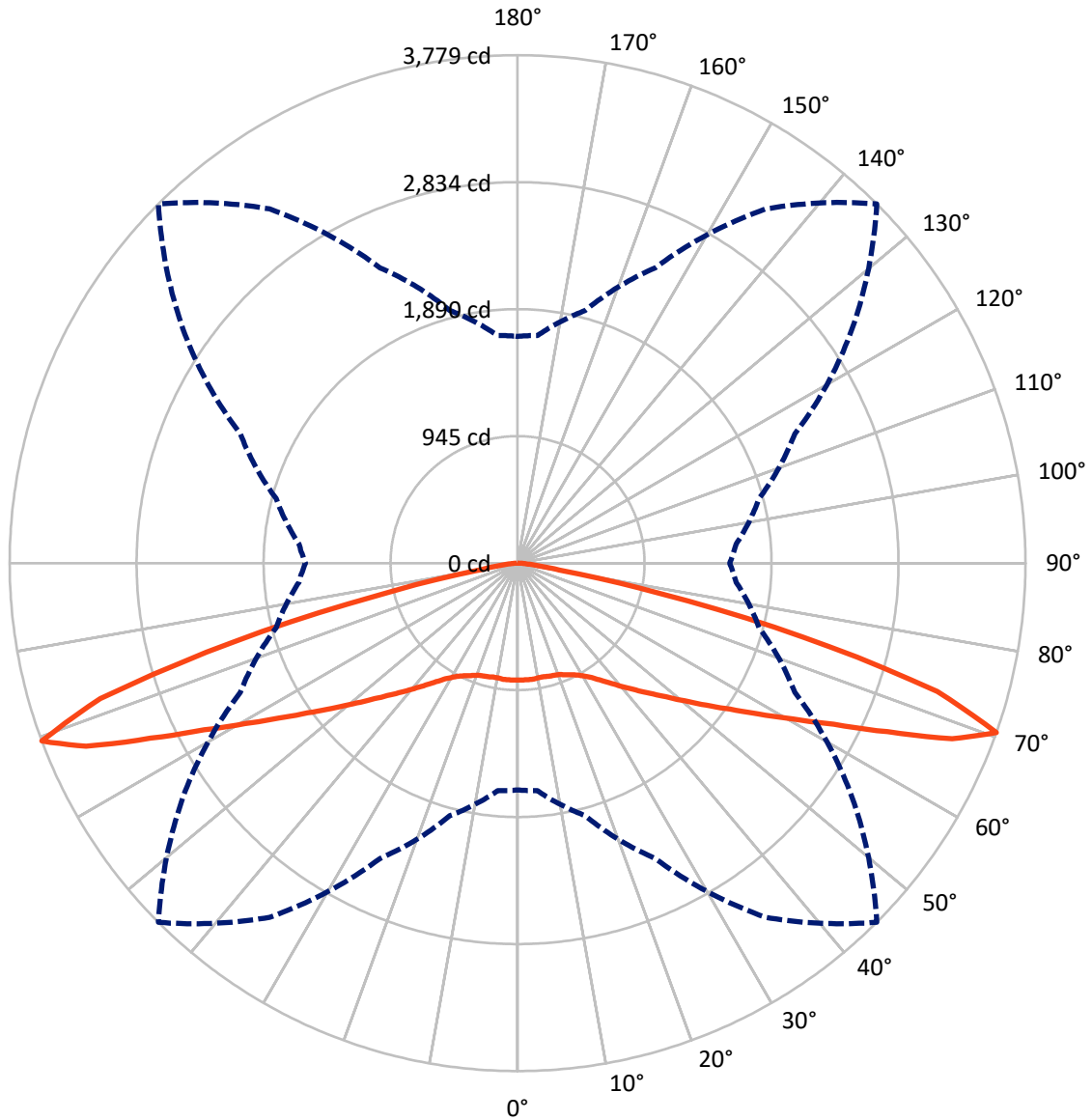
× Max cd
 - - - 1/2 Max cd



Based on 15 foot mounting height. Maximum calculated value = 3.9 fc
 Type V - Short - N/A

REPORT NUMBER: P672569
CATALOG NUMBER: CCP-SA-1F-760-U-5MQ

Luminous Intensity Polar Plot



— Vertical Plane Through 45-Deg Lateral - - - Horizontal Cone Through 70-Deg Vertical

REPORT NUMBER: P672569
 CATALOG NUMBER: CCP-SA-1F-760-U-5MQ

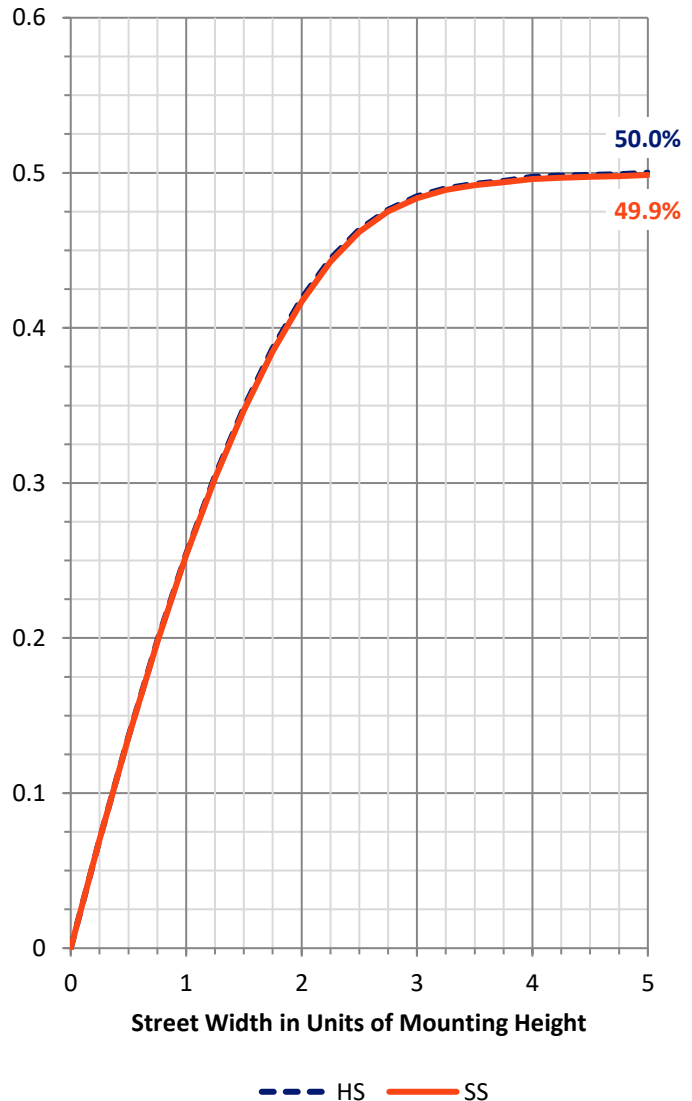
FLUX DISTRIBUTION:

		Downward	Upward	Total
House Side	Lumens	3958.3	0.0	3958.3
	% Fixture	50.0	0.0	50.0
Street Side	Lumens	3958.3	0.0	3958.3
	% Fixture	50.0	0.0	50.0
Total	Lumens	7916.7	0.0	7916.7
	% Fixture	100.0	0.0	100.0

Coefficient of Utilization

ZONAL LUMENS:

Zone	Lumens	% Fixture
0°-10°	82.8	1.0
10°-20°	245.1	3.1
20°-30°	418.6	5.3
30°-40°	667.9	8.4
40°-50°	1077.8	13.6
50°-60°	1725.9	21.8
60°-70°	2526.6	31.9
70°-80°	1111.2	14.0
80°-90°	60.9	0.8
90°-100°	0.0	0.0
100°-110°	0.0	0.0
110°-120°	0.0	0.0
120°-130°	0.0	0.0
130°-140°	0.0	0.0
140°-150°	0.0	0.0
150°-160°	0.0	0.0
160°-170°	0.0	0.0
170°-180°	0.0	0.0
0°-90°	7916.7	100.0
0°-180°	7916.7	100.0



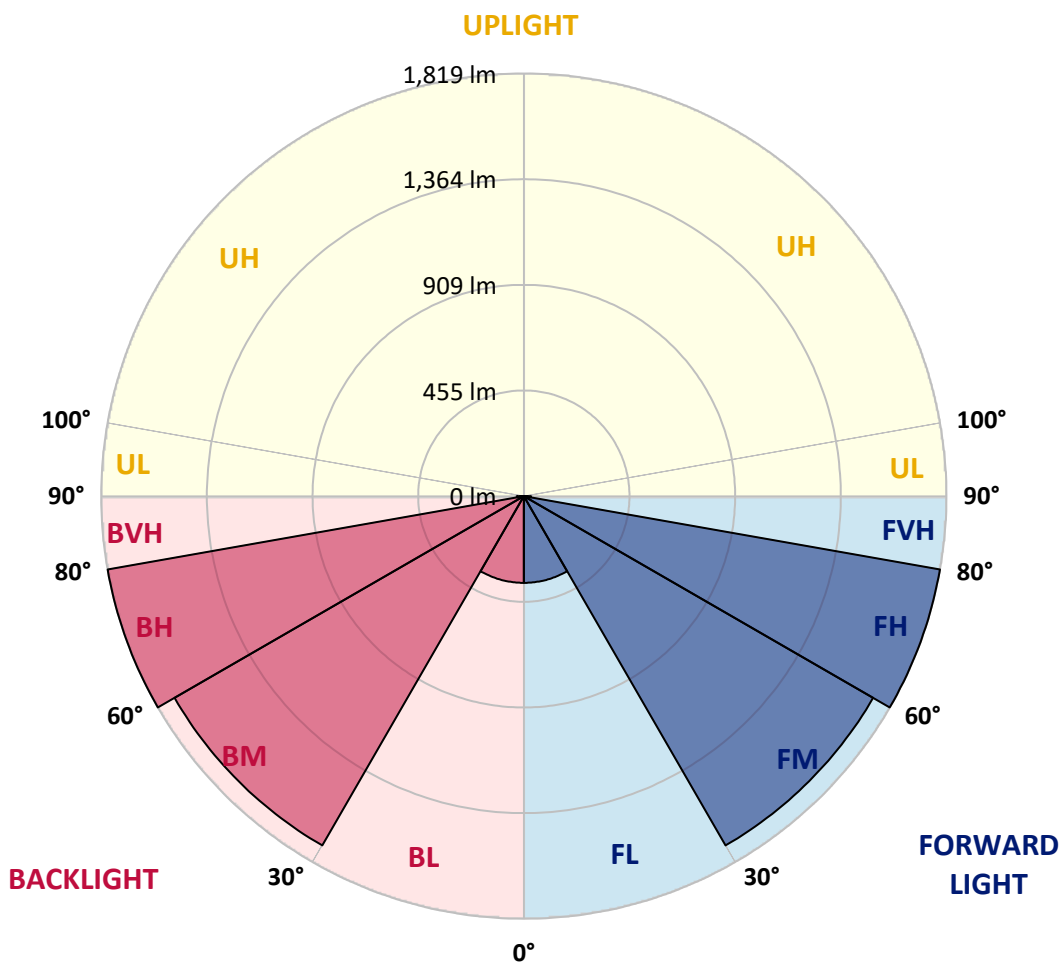
REPORT NUMBER: P672569
 CATALOG NUMBER: CCP-SA-1F-760-U-5MQ

LUMINAIRE CLASSIFICATION SYSTEM LUMEN TABLE AND BUG RATING:

Zone	Lumens	% Fixture	Zone Rating/Lumen Limit		
			B	U	G
FL (0°-30°)	373.2	4.7			
FM (30°-60°)	1735.8	21.9			
FH (60°-80°)	1818.9	23.0			G2/5000
FVH (80°-90°)	30.5	0.4			G1/100
BL (0°-30°)	373.2	4.7	B1/500		
BM (30°-60°)	1735.8	21.9	B2/2500		
BH (60°-80°)	1818.9	23.0	B3/2500		G2/5000
BVH (80°-90°)	30.5	0.4			G1/100
UL (90°-100°)	0.0	0.0		U0/0	
UH (100°-180°)	0.0	0.0		U0/0	

BUG Rating: B3-U0-G2

Type V Short





REPORT NUMBER: P672569
 CATALOG NUMBER: CCP-SA-1F-760-U-5MQ

CANDELA DISTRIBUTION (FULL):

	0°	5°	15°	25°	35°	45°	55°	65°	75°	85°	90°
0°	870.6	870.6	870.6	870.6	870.6	870.6	870.6	870.6	870.6	870.6	870.6
2.5°	869.5	868.9	870.0	870.6	869.5	870.0	866.6	866.6	868.3	866.6	868.9
5°	873.4	872.3	873.4	873.4	870.6	870.6	866.6	865.5	866.6	863.8	866.1
7.5°	873.9	871.7	873.4	872.8	870.6	870.6	865.0	862.7	863.3	860.5	862.2
10°	868.3	867.2	869.5	868.3	866.6	866.6	862.2	858.8	858.8	856.0	857.7
12.5°	865.0	863.8	866.6	867.2	866.1	866.6	861.0	856.6	854.9	851.5	852.6
15°	865.0	862.7	867.2	868.3	869.5	873.4	865.0	857.1	853.7	849.3	850.4
17.5°	864.4	863.3	868.3	872.3	873.4	877.9	868.3	859.9	856.0	849.3	850.4
20°	864.4	863.8	870.0	877.3	880.7	884.6	874.5	866.6	859.9	852.6	852.6
22.5°	867.2	866.6	875.1	885.7	895.3	902.0	890.2	877.3	868.3	858.8	857.7
25°	879.0	877.9	888.0	900.9	913.8	920.5	908.7	895.8	882.9	872.3	871.1
27.5°	903.1	902.5	912.6	928.4	937.3	942.4	932.3	921.1	908.2	895.8	895.3
30°	935.6	935.6	948.5	964.8	969.9	973.8	963.7	955.8	942.4	928.9	927.8
32.5°	974.9	977.2	992.3	1010.2	1013.6	1015.9	1005.2	1000.1	985.6	971.0	968.7
35°	1026.5	1027.1	1045.6	1063.5	1068.0	1070.3	1057.9	1053.4	1040.0	1024.3	1020.9
37.5°	1092.1	1090.5	1107.8	1128.0	1132.5	1135.3	1125.2	1121.9	1105.0	1089.3	1084.3
40°	1165.6	1166.7	1186.4	1205.5	1208.3	1209.4	1204.3	1199.3	1183.6	1165.6	1159.5
42.5°	1250.9	1250.9	1273.9	1296.3	1296.3	1290.7	1288.5	1287.3	1272.2	1252.0	1245.3
45°	1348.5	1349.6	1378.2	1395.0	1396.2	1381.0	1383.3	1390.0	1375.4	1349.6	1340.6
47.5°	1455.6	1457.3	1491.0	1509.5	1506.1	1486.5	1498.8	1502.2	1485.4	1452.3	1440.5
50°	1568.4	1573.4	1611.0	1643.5	1639.1	1610.4	1626.7	1627.8	1600.4	1562.2	1545.9
52.5°	1690.1	1701.9	1751.8	1786.6	1791.1	1755.2	1769.2	1768.1	1732.7	1680.6	1669.9
55°	1841.0	1847.7	1897.1	1946.5	1963.3	1919.0	1934.7	1926.8	1879.1	1819.7	1801.7
57.5°	1991.9	2002.0	2065.4	2120.9	2154.6	2117.0	2120.3	2100.1	2040.1	1968.3	1959.4
60°	2170.8	2175.3	2245.4	2317.8	2376.1	2353.7	2338.0	2295.9	2225.2	2153.4	2140.5
62.5°	2317.2	2326.2	2430.5	2537.1	2635.8	2639.8	2592.1	2529.3	2416.5	2296.5	2270.7
65°	2357.6	2372.2	2518.6	2729.0	2934.3	3025.7	2895.0	2703.2	2451.3	2270.1	2231.4
67.5°	2169.7	2197.7	2407.0	2756.4	3211.9	3486.2	3136.2	2620.7	2269.0	2057.5	2020.5
70°	1687.3	1699.6	1945.3	2424.9	3216.4	3779.0	3039.2	2275.7	1860.1	1632.9	1578.5
72.5°	896.4	902.5	1124.1	1632.9	2617.3	3264.7	2511.3	1592.5	1094.9	888.5	826.3
75°	289.4	297.3	387.0	668.6	1443.9	2193.8	1480.9	662.5	377.5	304.6	288.3
77.5°	147.5	147.0	163.2	215.4	485.8	1075.3	513.8	232.2	163.2	146.4	141.9
80°	92.0	90.3	102.7	117.8	170.0	314.1	184.5	130.1	103.2	88.6	88.1
82.5°	52.2	52.2	69.0	75.7	95.9	129.6	107.7	89.2	70.7	52.7	51.0
85°	29.2	25.8	43.2	47.7	55.0	63.9	65.6	57.8	47.7	29.2	30.3
87.5°	10.7	11.8	20.2	19.1	21.9	15.1	26.9	30.3	26.9	14.0	11.8
90°	0.0	0.0	0.0	0.0	0.0	0.0	0.0	0.0	0.0	0.0	0.0

(END OF REPORT)